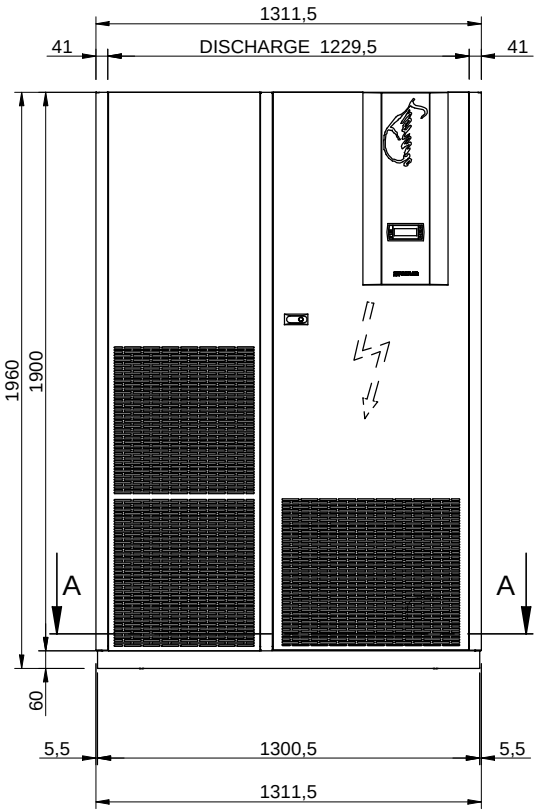

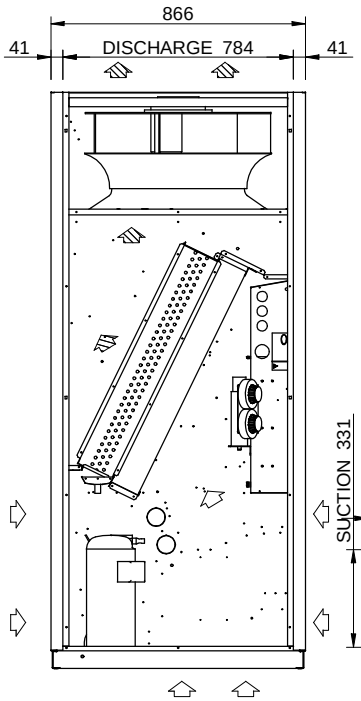

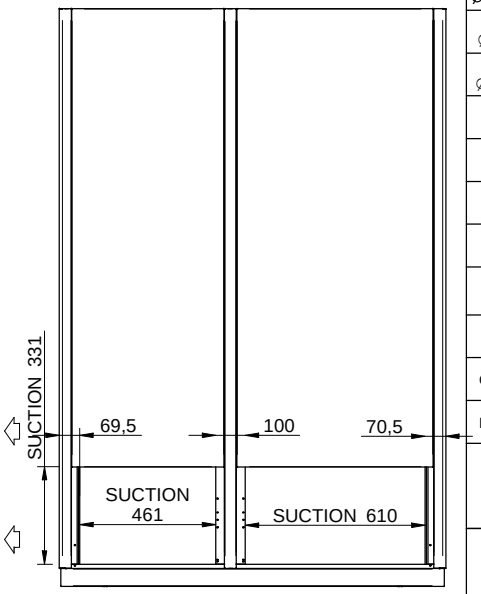

	I	GB	D	F	E
ICW Ø 1 1/4" G	INGRESSO ACQUA REFRIGERATA	CHILLER WATER INLET	KALTWASSEREIN-GANG	ENTREE EAU GLACEE	ENTRADA AGUA ENFRIADA
UCW Ø 1 1/4" G	USCITA ACQUA REFRIGERATA	CHILLER WATER OUTLET	KALTWASSERAUS-GANG	SORTIE EAU GLACEE	SALIDA AGUA ENFRIADA
IHW Ø 3/4" G	INGRESSO ACQUA CALDA	HOT WATER INLET	WARMWASSEREIN-GANG	ENTREE EAU CHAUDE	ENTRADA AGUA CALIENTE
UHW Ø 3/4" G	USCITA ACQUA CALDA	HOT WATER OUTLET	WARMWASSERAUS-GANG	SORTIE EAU CHAUDE	SALIDA AGUA CALIENTE
IP	INGRESSO CAVO DI ALIMENTAZIONE	POWER SUPPLY CABLE INLET	SPEISEKABELEIN-GANG	ENTREE CABLAGE D'ALIMENTATION	ENTREE CABLAGE ALIMENTATION
IS	INGRESSO USCITA SEGNALI	SIGNALS INLET / OUTLET	EINGANG / AUSGANG SIGNALE	ENTREE / SORTIE SIGNALES	ENTRADA / SALIDA SINALIZACIONES
IR	INGRESSO RETE	NETWORK INLET	NETWORKEINGANG	ENTREE RESEAU	ENTRADA RED
F Ø 6	INGRESSO ACQUA UMIDIFICATORE	HUMIDIFIER WATER INLET	WASSEREINGANG BEFEUCHTER	ENTREE EAU HUMIDIFICATEUR	ENTRADA AGUA HUMECTADOR
C-D Ø 32	SCARICO ACQUA UMIDIFICATORE E/O CONDENSA	HUMIDIFER / CONDENSATE DRAIN CONNECTION	KONDENSAT - BZB. BEFEUCHTERAB - FLUSS	DECHARGE EAU HUMIDIFICATEUR ET/OU CONDENSEUR	DESCARGA AGUA HUMECTADOR Y/O CONDENSADOR
AR Ø 100	INGRESSO ARIA DI RINNOVO	FRESH AIR INLET	FRISHLUFTEIN - GANG	ENTREE AIR NEUF	ENTRADA AIRE DE RENOVO
G1 - G2	LINEA GAS (USCITA)	REFRIGERANT GAS CONNECTION	HEIGASANSCHLUS	LIGNE GAS (SORTIE)	LINEA GAS (SALIDA)
L1 - L2	LINEA LIQUIDO (INGRESSO)	REFRIGERANT LIQUID CONNECTION	FLUSSIGKEIT - SANSCHLUS	LIGNE LIQUIDE (ENTREE)	LINEA LIQUIDO (ENTRADA)
GAS R407C-R22	ØG1 - ØG2 = 1" - 12UNF ODS 16 (MOD. 0722-0922-1022) ØG2 = 1"1/4 -12 UNF ODS 22 (MOD. 0721-0921-1021)		ØL1 - ØL2 = 1" - 12UNF ODS 16 (MOD. 0721-0921-1021-0722-0922-1022)		
GAS R410A	ØG1 - ØG2 = ODM 16 (MOD. 0722-0922-1022) ØG2 = ODM 22 (MOD. 0721-0921-1021)		ØL1 - ØL2 = ODM 16 (MOD. 0721-0921-1021-0722-0922-1022)		

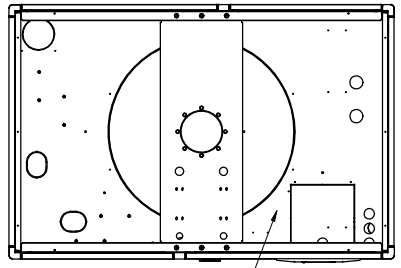

USCITA ARIA REFRIGERATA
TREADED AIR DISCHARGE
ZULUFTAUSGANG
SORTIE AIR GLACEE
SALIDA AIRE ENFRIDA

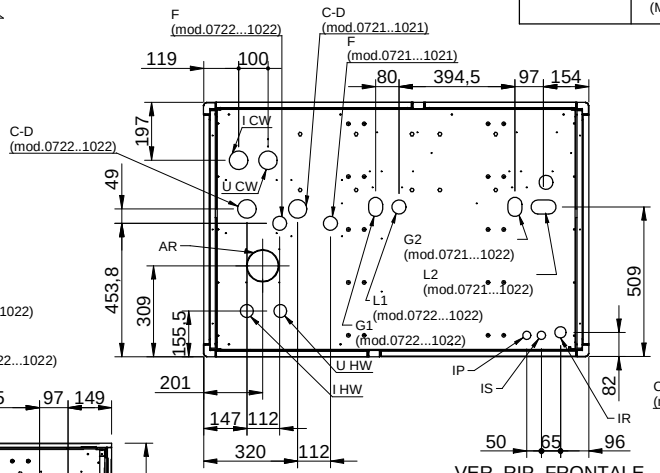

SEZIONE A-A

VER. RIP. FRONTALE
FRONT AIR SUCTION

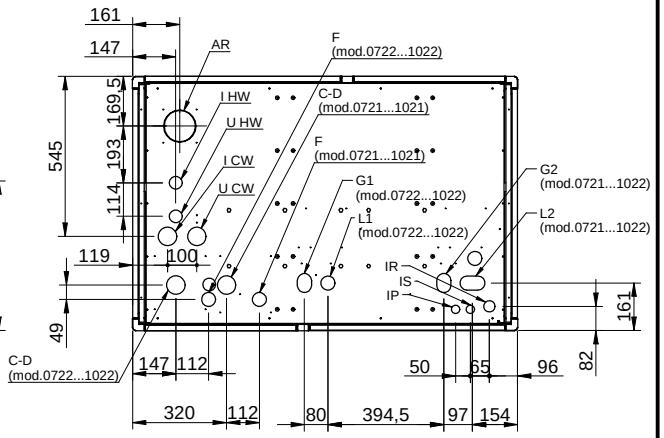

VER. RIP. RETRO
BACK AIR SUCTION

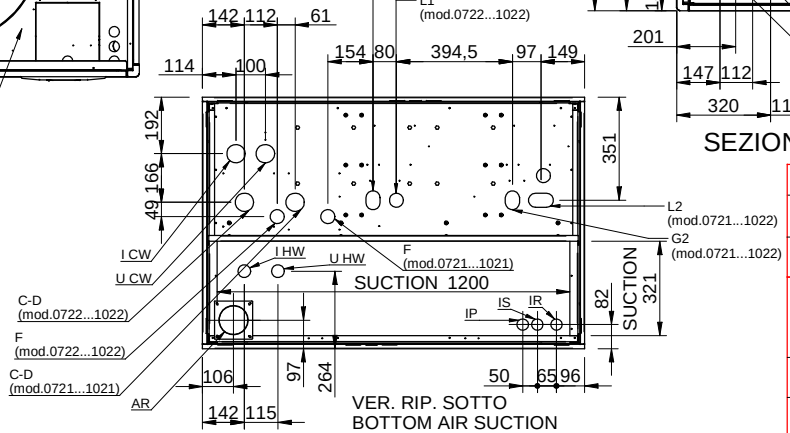

VER. RIP. SOTTO
BOTTOM AIR SUCTION

REV.	Descrizione - Description	Disegnatore - Draftsman	Data - Date	Visto - Checked by	n' Com.
B	Inserito dimensioni attacchi per R410A	M.Chiodetto	10/04/08		

Materiale / Material | Trattamento / Treatment | Rif. Com.

UNIFLAIR

Denominazione-Denomination: DISEGNO DI INSTALLAZIONE / INSTALLATION DRAWING

Series: TUA-TUT

Modello-Model: 0721...1022

Scala-Scale | QUOTE SENZA INDICAZIONE DI TOLLERANZA: Grado di precisione medio UNI EN 22768-1(1996)

Dis.-Draftsman: A.Miotto | Visto-Checked by | Foglio Sheet N. 1/1 | Data-Date 13/10/2005

Disegno-Drawing: DICI869X2A | REV. B

Proprietà riservata riproduzione vietata a termini di legge - Copyright - Mod. T 002

Все каталоги и инструкции здесь: https://splitsystema48.ru/instrukcii-po-ekspluatacii-kondicionerov.html